

Cookie Meetings

Daisy Troop Meeting 2

In this meeting girls will learn to make their sales pitch! Girls will become confident by role playing how to sell cookies while using their manners! Girls keep working toward their **Count It Up leaf**.

*This virtual meeting plan will last 30–45 minutes.
Feel free to end early if you complete all the activities.*



Supplies:

- Cookie puppets made in meeting 1
- Bingo Cards
- Bingo markers (Can be pieces of cereal, candies like M&Ms or Skittles, small pieces of paper, beans, or buttons, etc.)

Prepare ahead:

- Print out Bingo cards and provide Bingo Markers via porch pick-up or ask parents to print off cards and provide markers from home.
- Cut out Bingo calling cards and prepare them for play. Leader should be the caller.

Virtual Meeting Plan

Ask parents to start the log-on process five minutes early.

Connect

As girls log on, greet each one by name and ask them to show they understand the platform features, like mute/unmute and raise hand. Unmute them all and give girls a chance to chat.

Note who is missing from the virtual meeting and send parents a reminder text, if feasible.

Opening

Call everyone to attention as you open the meeting.

You can display an image of the US Flag on the screen for the girls to say the Pledge of Allegiance.

You can have the words of the Promise displayed on the screen as you say it.

Activities

1. Game: Bingo

- Girls get cards and markers ready for play.
- As the caller draws the call cards, girls can cover like spaces with their markers.
- Play as you like. Three in a row, four corners, black out. Play multiple times, play at the beginning of the meeting and again at the end if you want! Have fun!

2. Cookie activity:

Introductions

- Each girl introduces themselves by saying her name, that she is a Daisy Girl Scout and that she is selling cookies. Remember to use polite words like please and thank you. People really like to hear Girl Scouts using their most polite words! Girl Scouts are smiling because selling cookies is fun! Let's practice smiling and having fun while we sell cookies!
 - Ex: "Hi! My name is Erin, and I am a Daisy Girl Scout. Today we are selling cookies. Would you please buy a box of?"



- Ex: “I’m Katy and I am a Girl Scout. I am selling yummy cookies! Would you like to buy some please?”
- If a customer says yes, we always say nice things like, “Thank you and have a nice day!” Practice this with each girl!

Show off the merchandise

- Encourage your troop to show customers the different cookies and items for sale. Have the girls practice naming the cookie and telling customers how much a box of cookies costs using their cookie puppets. Do not forget your Girl Scout smile!
 - Ex: “Each box is five dollars.” or “This is the Thin Mint, it is \$5”
 - (if your troop has the gluten free option) Ex. “The Caramel Chocolate Chip is six dollars.”

Tackle the “NO”

- What do we say if someone says, “No, I don’t want cookies,” or “No thank you?”
- We don’t always know why someone doesn’t want our cookies. Maybe they cannot eat them because of a medical condition, maybe they don’t have extra money to purchase cookies or maybe they know and love another Girl Scout and they have already bought their boxes.
- These people are not being mean or rude. They just cannot buy from us. What can we say? Let’s say something like, “Thank you and have a nice day!” or “We understand, have a good week!” Let’s practice! Remember to always smile as we wish the people well!

Role Play

- Give each girl a chance to sell her cookies. Encourage the girls to use their puppets to show off the cookies and to keep smiling! Ask questions about the cookies. Tell some yes, tell others no. Give each girl a couple of tries if time permits. Encourage the girls to practice selling to their family so they are ready to get out to neighbors and friends!

Clean up

Ask girls to return any items from the meeting to their proper place after you log off.

Closing/Reflection

Ask each girl to tell one thing she has learned from attending the meeting. Each girl can then voice one thing she will do to sell cookies politely.



GIRL SCOUT COOKIE BINGO

Y

U

M



Free!



GIRL SCOUT COOKIE BINGO

Y

U

M



Free!



GIRL SCOUT COOKIE BINGO

Y

U

M



Free!



GIRL SCOUT COOKIE BINGO

Y

U

M



Free!



GIRL SCOUT COOKIE BINGO

Y

U

M



GIRL SCOUT COOKIE BINGO

Y

U

M



Free!



GIRL SCOUT COOKIE BINGO

Y

U

M



Free!



GIRL SCOUT COOKIE BINGO

Y

U

M

















Free!



Cookie BINGO Calling Cards

Cut out these cards and use them as your call list when playing the game. You do not need to call out the column letter like you do in traditional BINGO.

 <p>S'MORES</p>	 <p>FAMILY COOKIE PIN</p>	 <p>LEMONADES</p>	 <p>PEANUT BUTTER PATTIES</p>
 <p>TREFOIL</p>	 <p>CARAMEL deLITES</p>	 <p>PEANUT BUTTER SANDWICH</p>	 <p>TOAST-YAY</p>
 <p>DAISY PETALS</p>	 <p>COST OF COOKIES</p>	 <p>THIN MINTS</p>	 <p>SHORTBREAD</p>
 <p>HONEY BEE</p>	 <p>TROOP GOAL</p>		

